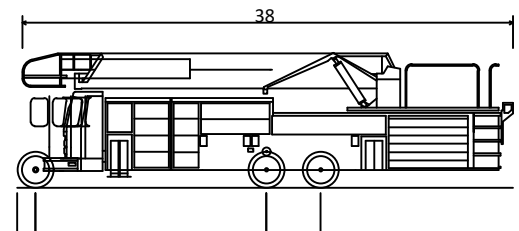
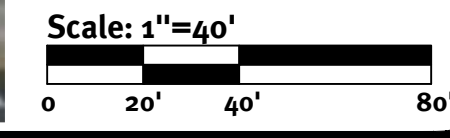


\\dstoreng1\fdmain\projects\2389-002\matunuck\beach\condos\auto\cad\drawings\2389-002-plan.dwg Plotter: 8/27/2021



Typical Ladder Truck	
Overall Length	38.00ft
Overall Width	8.250ft
Overall Body Height	10.432ft
Min Body Ground Clearance	0.862ft
Track Width	8.000ft
Lock-to-lock time	6.00%
Max Wheel Angle	40.00°




Site Layout Plan

Matunuck Beach Condos
 Assessors: PR# 02-7, Lot 66
 South Kingstown, Rhode Island
 Applicant Owner:
Matunuck Beach Road Partners, LLC
 P.O. Box 395
 Wakefield, RI 02880

0	28/22/2021	Drawn	By: S.L.	Design	By: S.R.
1		Check/Rev	By: S.L.		
2		Description			

This plan set must not be used for construction purposes unless stamped, issued for construction, and stamped by a registered professional engineer of DiPrete Engineering.
 The contractor is responsible for all of the means, methods, safety and implementation of this plan and design.
 Existing utilities shown on this plan are approximate only. DiPrete Engineering assumes no responsibility for damages incurred due to locations of existing utilities. See Utility Note on sheet 3.



DiPrete Engineering
 Two Stafford Court, Cranston, RI 02920
 tel 401-943-1000 fax 401-464-6006 www.diprete-eng.com